

DATASHEET 16

AC/DC CONTROLLER SERIES

VC-4/6AC/DCS36-135-380/550-7500-A

REFER TO PAGE 18, LINE NUMBER 4

AC/DC SOLAR WATER PUMP

STAINLESS STEEL IMPELLER

COMPLIMENTARY ACCESSORIES



Solar Panels Sold Separately

PRODUCT FEATURES



ALL COPPER MOTOR



SAFE AND RELIABLE



ENERGY SAVING



EXCELLENT QUALITY



SIMPLE INSTALLATION



SUPER ELEVATION HEAD



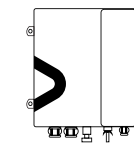
DRY RUN SAFEGUARD



LARGE FLOW




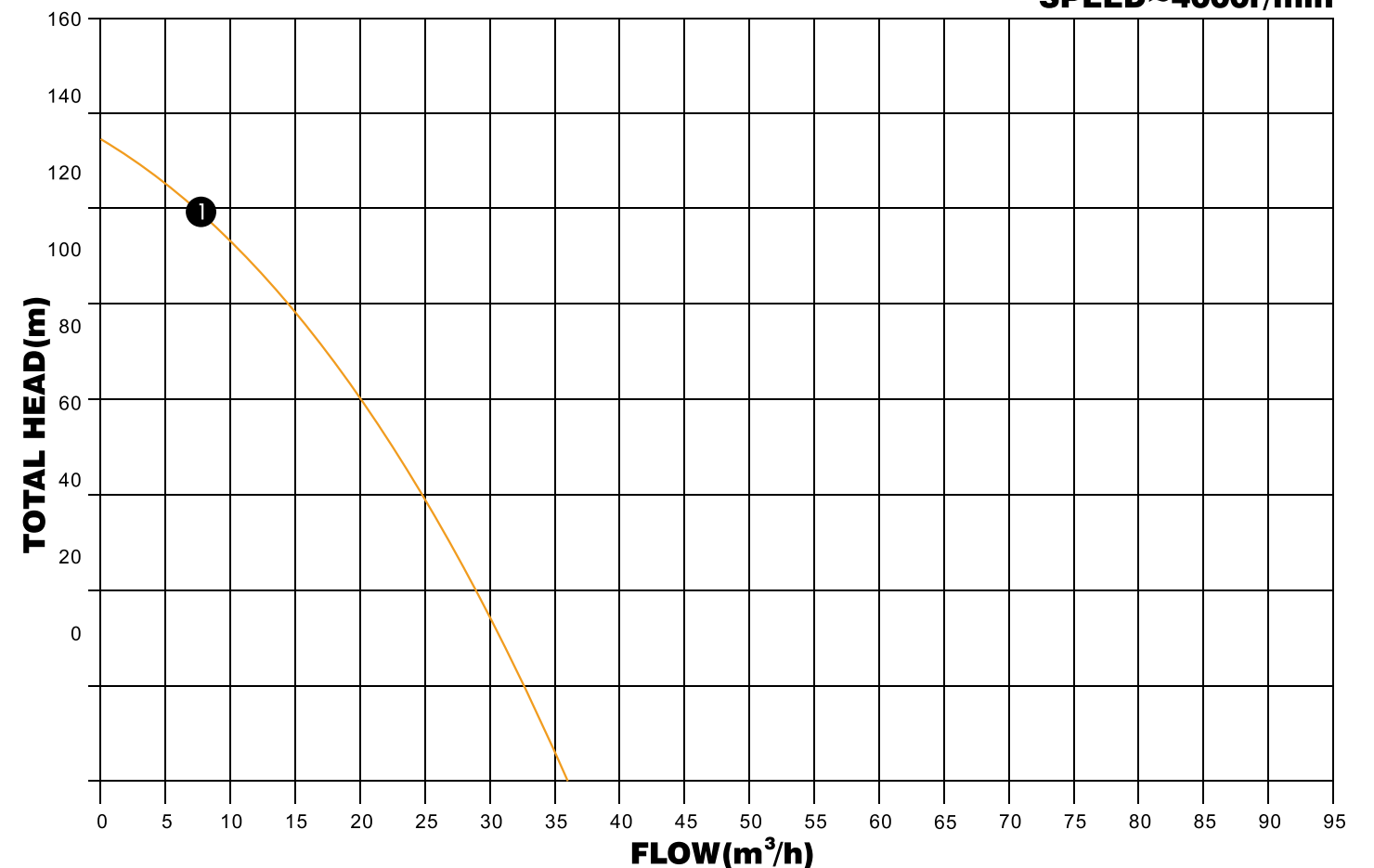
NOISE REDUCTION



- H** AC/DC HYBRID COMPLEMENTARY CONTROLLER
- A** AC/DC AUTOMATIC SWITCHING CONTROLLER
- M** MANUAL CONTROLLER

HYDRAULIC PERFORMANCE CURVES

SPEED~4000r/min



Solar Panels Suggestion
($\geq 1.3 \times$ PUMP POWER)

TECHNICAL DATA

Model	Voltage	Outlet (in)	Max Head (m)	Power	Max Flow	Open Circuit Voltage (VOC)
1 VC - 4/6AC/DCS36-135-380-550-7500-A	300V	3"	135	7.5KW/10HP	36m³/h	<850V
Running Voltages	DC	300V - 800V	AC	175V - 455V	AC/DC THREE PHASE	